



ESTRONTM

ESTRON MARKETING PTE. LTD.



SBP80 SYNCHRONIZE BI-PARTING SLIDING SYSTEM

© 2023 ESTRON MARKETING PTE. LTD.



“Experience Symmetrical Sliding with Synchronize Bi-Parting Sliding Doors”

DOUBLE LEAF DOOR SYNCHRONIZED BI-PARTING SLIDING

The synchronized bi-parting sliding system is a remarkable innovation that ensures smooth and coordinated movement of two door panels. This system is specifically designed to create a wide and symmetrical opening by synchronizing the motion of both door leaves. The synchronized mechanism ensures that both panels slide simultaneously, offering a visually appealing and balanced entrance.

ULTRA-SLIM FRAME

The ultra-slim matte black frame provides a sleek and modern look to the ESTRON SBP80. With a slim profile of only 12mm, the frame virtually disappears, allowing the focus to remain on the glass panels and the surrounding architecture. The matte black finish adds a touch of sophistication and further enhances the sleek and modern appearance of the frame.

SOFT-CLOSING

The integrated soft-closing mechanism not only ensures quiet and smooth closing without any harsh banging noises, but it also enhances the aesthetic appeal of the sliding ending. The Shorter 2-Way Soft Closing Barrier Carrier enables the minimum door width of only 585mm!

FIXED PANEL OPTION

In addition to these benefits, ESTRON SBP80 also offer the option to have a fixed framed panel. This provides a uniform look to the system and ensures that the design remains consistent across the entire opening.

APPLICATION

With this system, you can effortlessly achieve a harmonious and elegant look while maximizing your usable space. Whether used for interior spaces or exterior access points, the synchronized bi-parting sliding system provides a seamless and convenient solution for creating a striking and functional entrance.



SYNCHRONIZE BI-PARTING SBP80

COMPONENT LIST

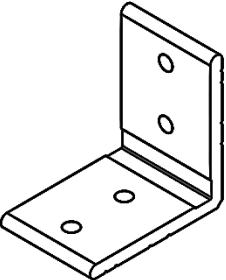

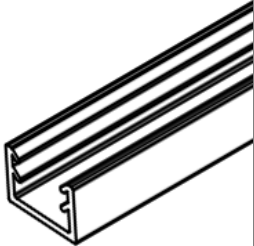
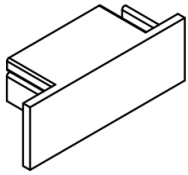
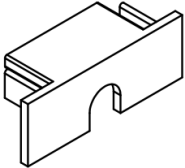
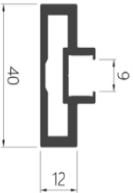
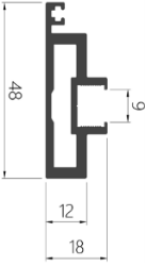
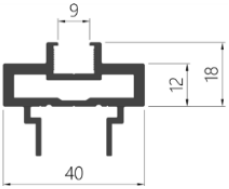
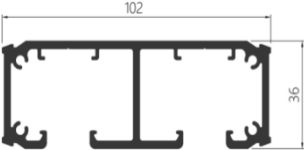
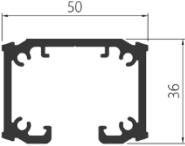


SBP80-2S system for 2 sliding panels includes:

 <p>1. SBP80-BC Soft Closing Barrier Carrier 1 pc</p>	 <p>2. SBP80-LA Latch Activator 2 pcs</p>	 <p>3. SBP80-CR Carriage Roller 3 pcs</p>	
 <p>4. SBP80-HB1 Hanging Bracket 1 For Barrier Carrier 2 pcs</p>	 <p>5. SBP80-HB2 Hanging Bracket 2 For Sync Cable 1 pc</p>	 <p>6. SBP80-HB3 Hanging Bracket 3 For Sync Cable 1 pc</p>	 <p>7. SBP80-LP Locking Plate for Hanging Brackets to door frame 4 pcs</p>
 <p>8. SBP80-Cable Synchronize Cable 10m 1 pc</p>	 <p>9. SBP80-SR Synchronize Roller 2 pcs</p>	 <p>10. SBP80-FG Floor Guide 2 pcs</p>	 <p>11. SBP80-MH Maintenance Hatch 1 pc</p>



COMPONENT LIST

For Aluminum Frame & Track

 <p>1. STC80-MB Aluminium Frame Corner Bracket. N/A Finish. Require: 4pcs / Door Frame</p>	 <p>2. STC80-WP060 Rubber Sealing Strip for STC80-4818 Require: 5.0m x (no. of door frame - 1)</p>	 <p>3. STC80-U825 8mm White "U" Clip Seal, 2.5m/pc Require: 3pcs / Door Frame</p>	 <p>4. STC80-EC2 Top Rail End Cap Black Require: 2pcs / Door Frame</p>
 <p>5. STC80-EC3 Bottom Rail End Cap Black Require: 2pcs / Door Frame</p>	 <p>6. STC80-4018 40mm x 18mm Stiles Frame Matte Black</p>	 <p>7. STC80-4818 48 x 18mm Stiles Frame Matte Black</p>	 <p>8. STC80-4032 40mm x 18mm Top & Bottom Door Rail Matte Black Require: 2pcs / Door Frame (Max. width 1.2m / pc)</p>
 <p>9. STC80-36102 36mm x 102mm Double Channel Top Track Black</p>	 <p>10. STC80-3650 36mm x 50mm Single Channel Top Track Black</p>	 <p>11. STC80-3616 36mm x 16mm Top Track Side Connector Black</p>	 <p>12. STC80-AC78 Aluminium Cover for Top Track Matte Black</p>



ADDITIONAL COMPONENTS

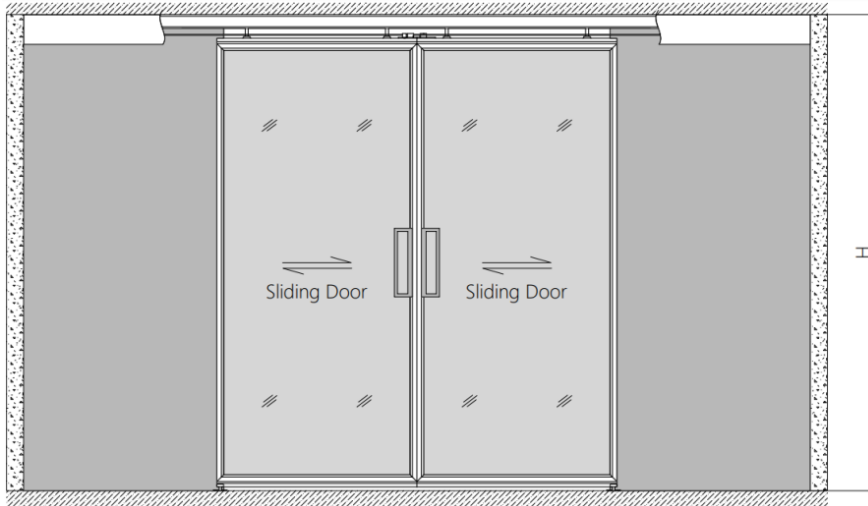
<p>1. STC80-PH1 Flush Handle, Matte Black Length: 220mm (L), 1 pair</p>	<p>2. STC80-PH2 Pull Handle, Matte Black Length: 220mm (L) , 1 pair</p>	<p>3. STC80-PH-2L Pull Handle w/ Lock Matte Black & Wall Strike Plate, Length: 220mm (L), 1 pair</p>	<p>4. STC80-FP Optional Fix Panel Accessories For : STC80-2S/3S Require: 1 set / Fixed Panel</p>

TECHNICAL SPECIFICATIONS

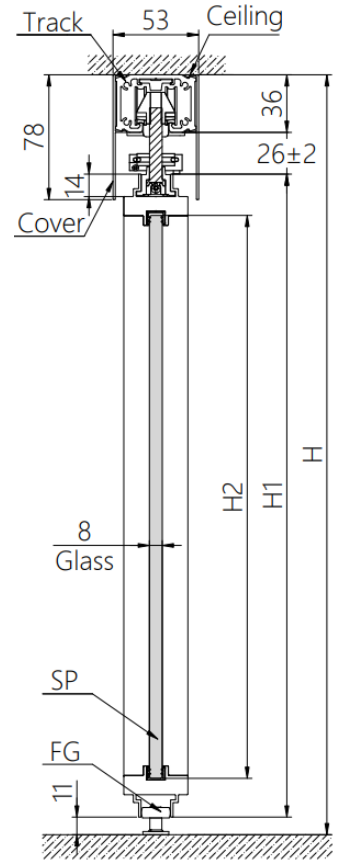
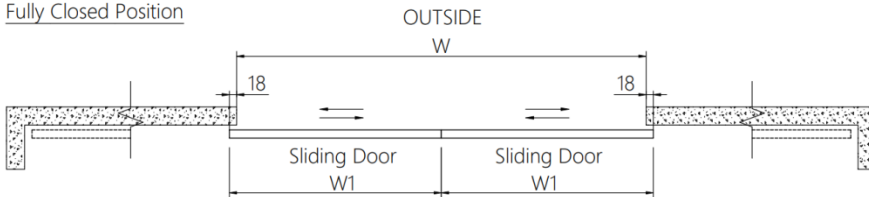
S/N	Description	Item Code	
		SBP80-2S	SBP80-2S+2F
1	Panel Configuration	2 Sliding	2 Sliding + 2 fixed
2	Track Length	4.8m	
3	Finishing	Matte Black	
4	Door Width	620 – 1200mm	
5	Max. Door Weight	80kg / Panel	
6	Soft-Closing	Two-Way Soft Closing	
7	Door Configuration	8mm glass (Framed)	
8	Frame Dimension	Ultra-Slim 12mm (Frontal View) x 40mm (Profile View)	



TECHNICAL DRAWINGS (1+1)



Fully Closed Position



Code	Description	Formula
W	Wall to Wall Opening Width	Opening Dimensions
H	Floor to Ceiling Height	
W1	Sliding Door Top/Bottom Rail Width	$\frac{W + 36}{2}$
W3	Sliding Door Glass Width	$W1 - 22$
H1	Sliding Door Height	$H - 73$
H2	Sliding Glass Height	$H - 123$
Sliding Door		$W1 \times H1$
Glass / Sliding Door		$W3 \times H2$
Stile Height		$H1 - 28$

