




**ESTRON**<sup>TM</sup>

ESTRON MARKETING PTE. LTD.



## **ML-80** MAGLEV AUTO DOOR OPERATOR




# ML-80 MAGLEV AUTO DOOR OPERATOR

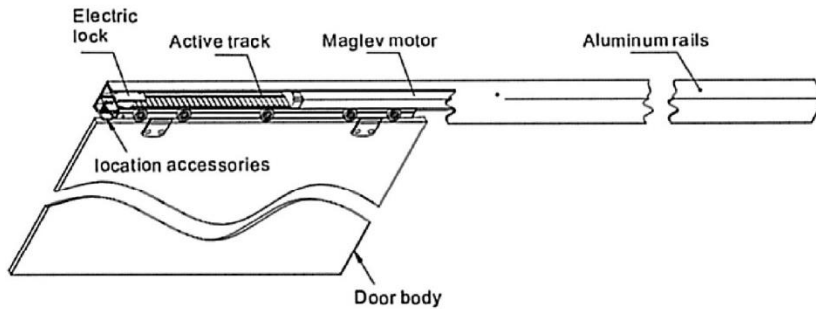
## FEATURES

- Recommended for Residential Homes, Office & Restaurants.
- Magnetic Levitation Technology used in Bullet trains.
- Anti-pinch Protection & Overload Protection.
- Bluetooth-controlled system (Android/iOS).
- Smooth & Quiet Operation!
- Elegantly Sleek & Smart Futuristic Look!
- Suitable for Glass, Timber, Aluminium & Framed Doors.
- Average 53-decibel noise level (Similar to a refrigerator).

**ESTRON™** designs and builds an automatic door operator to meet the need of our customers with excellent quality. We deliver complete entrances to ensure the best-combined function and appearance.



## MODEL: ML-80/ML-130



## SPECIFICATIONS




MODEL	MAGLEV ML-80	MAGLEV ML-130
DOOR WEIGHT	MAX. 80KG	MAX. 130KG
MOVEMENT RANGE	750 - 1000mm	
OPENING SPEED	200 - 500mm/s	
CLOSING SPEED	200 - 500mm/s	
HOLD OPEN TIME	0 - 30 seconds	
MAGNETIC OPENING POWER	Suction 10N	
MANUAL OPENING	≤ 10N	
ANTI-PINCH FORCE	≤ 10N	
AVERAGE POWER	30 Watts	
OPERATING TEMPERATURE	- 20 °C ~ 80 °C	





# ML-80 MAGLEV AUTO DOOR OPERATOR

## SET OPTIONS & COMPONENTS

<b>Options</b>			
	<b>TYPE 1</b> Frameless Glass Door Rail • DR-38	<b>TYPE 2</b> Frameless Glass Door Clamp • ML-80-GH	<b>TYPE 3</b> Aluminum/Wood/Framed Door • SDS-090-B1 & B2 • SDS-150-B & BW
	<b>ML-80</b>	<b>ML-130</b>	
	Built-in Operator c/w Track 2.1m x 1set  DR-38 Rail-1m c/w HL Cover & End Cap x 1pc	Built-in Operator c/w Track 2.1m x 1set  Glass Hanger Camp SSS ML-80-GH x 2pcs	Built-in Operator c/w Track 2.1m x 1set  Bracket (SDS-090-B1 or B2) x 2pcs
	Built-in Operator c/w Track 2.5m x 1set  DR-38 Rail-1.2m c/w HL Cover & End Cap x 1pc	Built-in Operator c/w Track 2.5m x 1set  Glass Hanger Clamp, SSS ML-80-GH x 2pcs	Built-in Operator c/w Track 2.5m x 1set  Bracket (SDS-150-B or BW) X 2pcs

## RECOMMENDED ACCESSORIES



**ML-PS**  
Wireless Push Switch



**ML-RE**  
Remote Controller



**ML-TP1**  
Bluetooth Touch  
Panel  
(Open)



**ML-TP2**  
Bluetooth Touch  
Panel  
(Open & Lock)



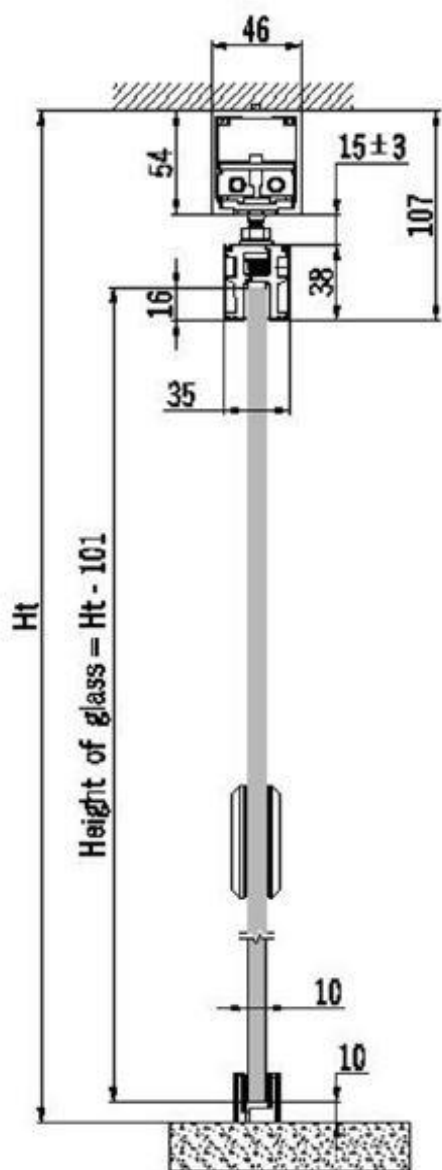
**ML-EL**  
Electronic Lock



## ELEVATION DRAWING

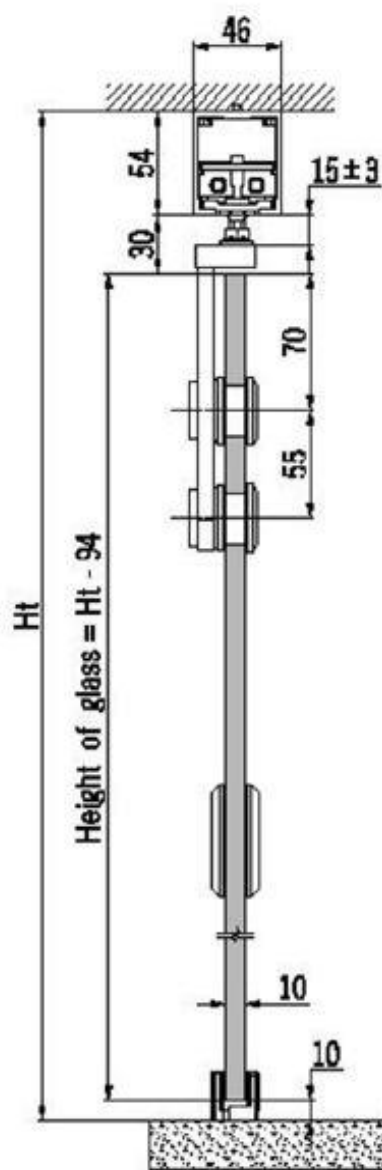
### TYPE 1:

Maglev Auto Sliding Glass Door.  
(c/w DR-38)



### TYPE 2:

Maglev Frameless Auto Sliding Glass Door.  
(c/w ML-80-GH)





**Estron Marketing Pte. Ltd.**

141 Woodlands Industrial Park E5 E-terrace Singapore 757507

tel. +65 6853 9041 fax. +65 6853 9042

e-mail. sales@estron.com.sg url. www.estron.com.sg



*Product improvement is a continuous process,  
please check specifications at point of purchase.*